

Course Design and Materials

Presented by Taylor Underwood





Table of contents

01 Syllabi 101

02 PowerPoint Tips



01 Syllabi 101



Please scan this QR code with your phone



Syllabi Requirements

- Faculty coordinator's information
 - Name and post-nominal letters
 - Contact information
- Instructor contact information
 - Name and post-nominal letters
 - Best method of contact and how quickly you intend to respond
 - Office hours information

Syllabi Requirements

- Introduction
 - An overview of the nature and purpose of the class.
- Learning objectives
 - What can students expect to learn and/or do in this course?

Syllabi Requirements

- Textbook Information
 - Title
 - Authors
 - Edition
 - ISBN number



Syllabi Requirements

- Grading scale
 - IU recognizes pluses and minuses, but there's not a clear distinction on what the bounds are
 - Commonly, 90 - 92 is an A-, 93 - 96 is an A, 97 - 100 is A+
 - Fun fact: A+ and A have the same GPA impact, but B+ and B do not

Grading Scheme:

97 to 100 = A+

93 to 96 = A

90 to 92 = A-

87 to 89 = B+

83 to 86 = B

80 to 82 = B-

77 to 79 = C+

73 to 76 = C

70 to 72 = C-

67 to 69 = D+

63 to 66 = D

60 to 62 = D-

0 to 59 = F

Example

Syllabi Requirements

- Grade breakdown
 - Include the proportion of the grade accounted for in each assignment type
 - Questions to ask yourself: What kind of assignments will your class have? Which assignments do you feel should count for more/less of their final grade?

Grading:

Reading Responses	130 pts
Gratitude Personal Experiments and Journal Entry (PEJE)	60 pts
Abstract of Research and Application Paper	10 pts
Research and Application Paper	50 pts
Test 1	50 pts
Test 2	50 pts
Total	<u>350 pts</u>

Example

Syllabi Requirements

- Policies
 - Attendance and Participation
 - Late assignments
 - You decide what happens here, but you **MUST** put it in writing
 - Academic dishonesty
 - Disability services
 - Religious Observance

Syllabi Requirements

- Student resources (optional, but common)
 - Biased incident reporting
 - Mental health resources
 - Sexual assault crisis service
 - Care referrals



Syllabi Requirements

- Assignment details
 - Briefly describe the purpose and expectations of each assignment type



Syllabi Requirements

- Course schedule/sequencing
 - Considerations
 - Spacing out assignments
 - Building in wiggle room
 - Deciding on assignments due dates/times

Making Changes to the Syllabus


- Please try your best to only make small changes throughout the semester, if any at all.
 - Major changes can always be implemented in future semesters!
- If you must make a change:
 - Unpublish the old syllabus from Canvas and upload the new one
 - Make a Canvas announcement
 - Remind the students during class time

Questions?



02

PowerPoint Tips and Tricks



Chilean Exports

- Fresh fruit leads Chile's export mix - Chile emerges as major supplier of fresh fruit to world market due to ample natural resources, consumer demand for fresh fruit during winter season in U.S. and Europe, and incentives in agricultural policies of Chilean government, encouraging trend toward diversification of exports and development of nontraditional crops - U.S. Dept. of Agriculture, Economic Research Service Report
- Chile is among the developing economies taking advantage of these trends, pursuing a free market economy. This has allowed for diversification through the expansion of fruit production for export, especially to the U.S. and Western Europe. Chile has successfully diversified its agricultural sector to the extent that it is now a major fruit exporting nation. Many countries view Chile's diversification of agriculture as a model to be followed.
- Meanwhile, the U.S. remains the largest single market for Chile's fruit exports. However, increasing demand from the EC and Central and East European countries combined may eventually surpass exports to the U.S., spurring further growth in Chile's exports.
- If you've read this far, your eyes probably hurt and you've been reading this tedious long-winded text instead of listening to me. I'm insulted- can't you see I'm doing a presentation up here? Look at me! Congratulations, however, on having such good eyesight.

What's wrong with the previous slide?

- Way too much text!
- Font is too small
- Garish colors/color combo
- Unnecessary WordArt
- No pictures



PowerPoint Tips and Tricks

- Themes
 - Slidesgo.com
 - Built-in themes on PowerPoint and Google Slides
- Breaking up the lecture
 - Videos or pictures
 - Discussion questions throughout
 - Slido/PollEverywhere/Tophat

**Questions?
Comments?
Concerns?**





**Have a great
semester!!**

