

WELCOME!

Fall Faculty Meeting
School of Education
December 12, 2008

The mission of the Indiana University School of Education is to improve teaching, learning, and human development in a diverse, rapidly changing and increasingly technological global society.

New Faculty *in 2008*

➤ **IUPUI**

- Mary Cole
- Ryan Flessner
- Crystal Hill
- Jomo Mutegi
- Jane Stephenson

➤ **Columbus Campus**

- Dia Sekayi

New Faculty *in 2008*

➤ **IUB**

- Ellen Vaughan
- Keith Barton
- Hsu-Min (Mina) Chiang
- Ben Edmonds
- Adam Maltese
- Hannah Schertz
- Karl Swenson
- Gary Crow
- Yonjoo Cho
- Ray Haynes
- Donna Adomat
- Carmen L. Medina
- Beth Lewis Samuelson
- Gustave Weltsek

➤ **A total of 20 faculty members are joining in the School of Education.**

Mary Cole: **Academic Specialist, ESL Education**



Ryan Flessner, **Assistant Professor of
Math Education**



Crystal Hill: **Assistant Professor of Math Education**



**Jomo Mutegei: Associate Professor of
Science Education**



Jane Stephenson: **Assistant Professor of
Special Education**



**Dia Sekayi: Assistant Professor of Foundations of Education
(Columbus Campus)**



**Ellen Vaughan: Assistant Professor of
Counseling Psychology in the
Department of Counseling & Educational Psychology**



**Keith Barton: Professor of
Social Studies Education in the
Department of Curriculum and Instruction**



**Hsu-Min (Mina) Chiang: Assistant Professor of Special
Education in the
Department of Curriculum and Instruction**



**Ben Edmonds: Visiting Lecturer of
Special Education in the
Department of Curriculum and Instruction**



**Adam Maltese: Assistant Professor of
Science Education in the
Department of Curriculum and Instruction**



**Hannah Schertz: Assistant Professor of
Special Education in the
Department of Curriculum and Instruction**



**Karl Swenson: Visiting Lecturer of
Special Education in the
Department of Curriculum and Instruction**



**Gary Crow: Professor in the Department of
Educational Leadership and Policy Studies**



**Yonjoo Cho: Assistant Professor in the
Department of Instructional Systems Technology**



**Ray Haynes: Assistant Professor in the Department of
Instructional Systems Technology**



**Donna Adomat: Assistant Professor in the Department of Literacy,
Culture, and Language Education**



Carmen L. Medina: Assistant Professor of Elementary Education in the Department of Literacy, Culture, and Language Education



Beth Lewis Samuelson: Assistant Professor in the
Department of Culture, Literacy, and Language Education



Gustave Weltsek: Visiting Assistant Professor in the Department of Literacy, Culture, and Language Education



IUPUI School of Education Updates

FALL '08 UNDERGRAD ENROLLMENT

	2007	2008	2009	Net Difference	% Change
Course Levels					
100	136	140	342	202	144.3%
200	914	943	1222	2789	29.6%
300	4447	4318	3746	-572	-13.2%
400	2903	3115	3153	38	1.2%
TOTAL HOURS	8400	8516	8463	-53	<u>-0.6%</u>

FALL '08 GRADUATE ENROLLMENT

	2007	2008	2009	Net Difference	% Change
Course Levels					
500	3182	2646	2722.5	76.5	2.9%
600	186	327	351	24	7.3%
700	33	29	58	29	100%
900	12	18	24	6	33.3%
TOTAL HOURS	3413	3020	3155.5	135.5	<u>4.5%</u>



Spring '09 UNDERGRAD ENROLLMENT

	2007	2008	2009	Net Difference	% Change
Course Levels					
100	0	0	168	168	0%
200	651	803	1137	334	41.6%
300	3857	3588	3079	-509	-14.2%
400	3272	3449	3065	-384	-11.1%
TOTAL HOURS	7780	7840	7449	-391	<u>-5%</u>

Spring '09 GRADUATE ENROLLMENT

	2007	2008	2009	Net Difference	% Change
Course Levels					
500	2358	2337.5	2374	36.5	1.6%
600	129	174	99	-75	-43.1
700	17	38	37	-1	-2.6%
900	6	18	6	-12	-66.7%
TOTAL HOURS	2510	2567.5	2516	-51.5	<u>-2%</u>

TOTAL CREDIT HOURS

Percent Change:

–Fall '08 0.7%

–Spring '09 -4.3%

(Point in Cycle 12/7/08)

BUDGET – '08-'09 INCOME

(As of 9-30-08)

INCOME	'08-'09 Budget	Operational Income & Expense	Projected/E ncum- bered	Total Income & Expense	Variance
UG Tuition	3,548,537	1,685,666	1,765,341	3,451,007	(97,530)
Grad “	3,844,070	1,857,209	1,836,873	3,694,082	(149,988)
Fees	436,400	250,399	258,619	509,018	72,618
Subtotal	7,829,007	3,793,274	3,860,833	7,654,107	(174,900)
State Appropri.	2,314,231	578,556	1,735,675	2,314,231	--
Other Rev.	3,000	56,331	14,924	71,255	68,255
Indirect	25,000	24,840	15,160	40,000	15,000
Assessments	(3,026,716)	(705,706)	(2,321,010)	(3,026,716)	--
TOTAL	7,144,522	3,747,295	3,305,582	7,052,877	(91,645)

BUDGET – '08-'09 EXPENSES

EXPENSE	'08-'09 Budget	Operational Income & Expense	Projected - Encumbered	Total Income & Expense	Variance
Compensation	6,435,119	1,384,119	4,713,585	6,097,704	337,415
Financial Aid	166,260	93,650	90,110	183,760	(17,500)
Other Exp.	396,573	111,918	348,525	460,443	(63,870)
Travel	56,000	8,434	57,566	66,000	(10,000)
Reserves & Transfers	90,570	59,144	44,512	103,656	(13,086)
TOTAL EXPENSES	7,144,522	1,657,265	5,254,298	6,911,563	232,959

Recently Funded Projects

- Learning to Teach, Teaching to Learn Dual Licensure Teacher Education Program
(Fisher, Rogan, Dare)
 - USDOE Office of Special Education Programs
- Examining the State of the Welcome to Learning Program in Primary Schools of Indiana- Young Audiences (Debora Hinderliter Ortloff)
 - Chase Foundation
- Future Promises Program (Debora Hinderliter Ortloff)
 - Women's Fund

Recently Funded Projects

- Comprehensive Teacher Education Reform for English Language Learners (Annela Teemant)
- Circle City Learning Community at George Washington Community High School (Monica Medina)
- ACT Out Program/Peace Learning Center Curriculum Mapping Project (Rob Helfenbein)
- School of Medicine Faculty Affairs and Professional Development Partnership (Joshua Smith)

Urban Center for the Advancement of STEM Education (UCASE)

- Woodrow Wilson Indiana Teacher Fellowship Program (Charlie Barman)
 - Woodrow Wilson National Fellowship Foundation
- The Noyce Scholars Program at Indiana University-Purdue University Indianapolis- Supplemental (Kathy Marrs)

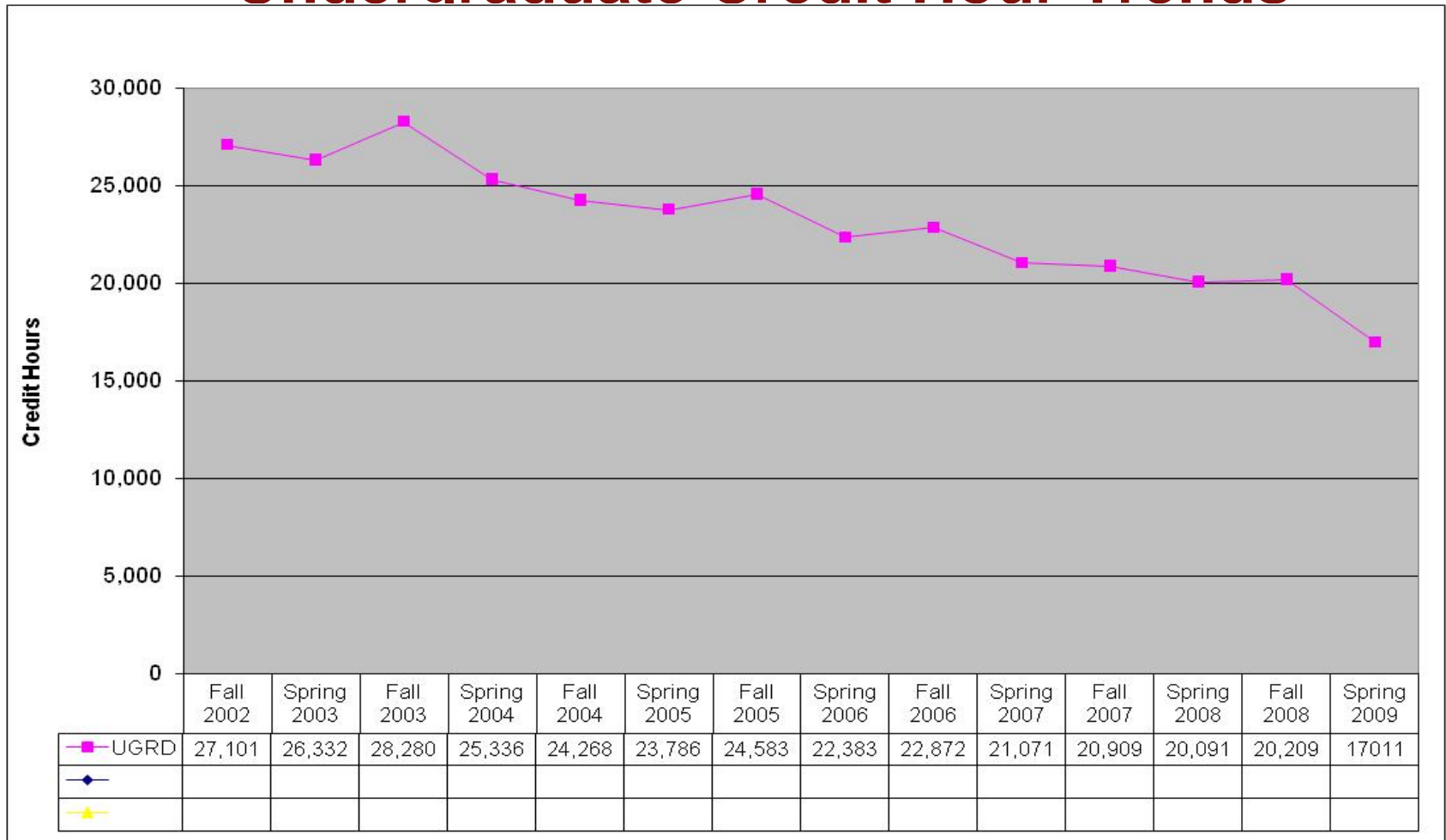
Submitted RFPs

- Mathematics & Science Partnership with IPS (1 math, 1 science)
 - Indiana Department of Education
- HIV Prevention for Middle School Students
 - Marion County Health Dept. & IN. Dept. of Education
- Extension of International Education
 - Bradley Foundation
- School of Nursing
 - Robert Wood Johnson Foundation
- Ready to Learn, Ready to Earn
 - United Way

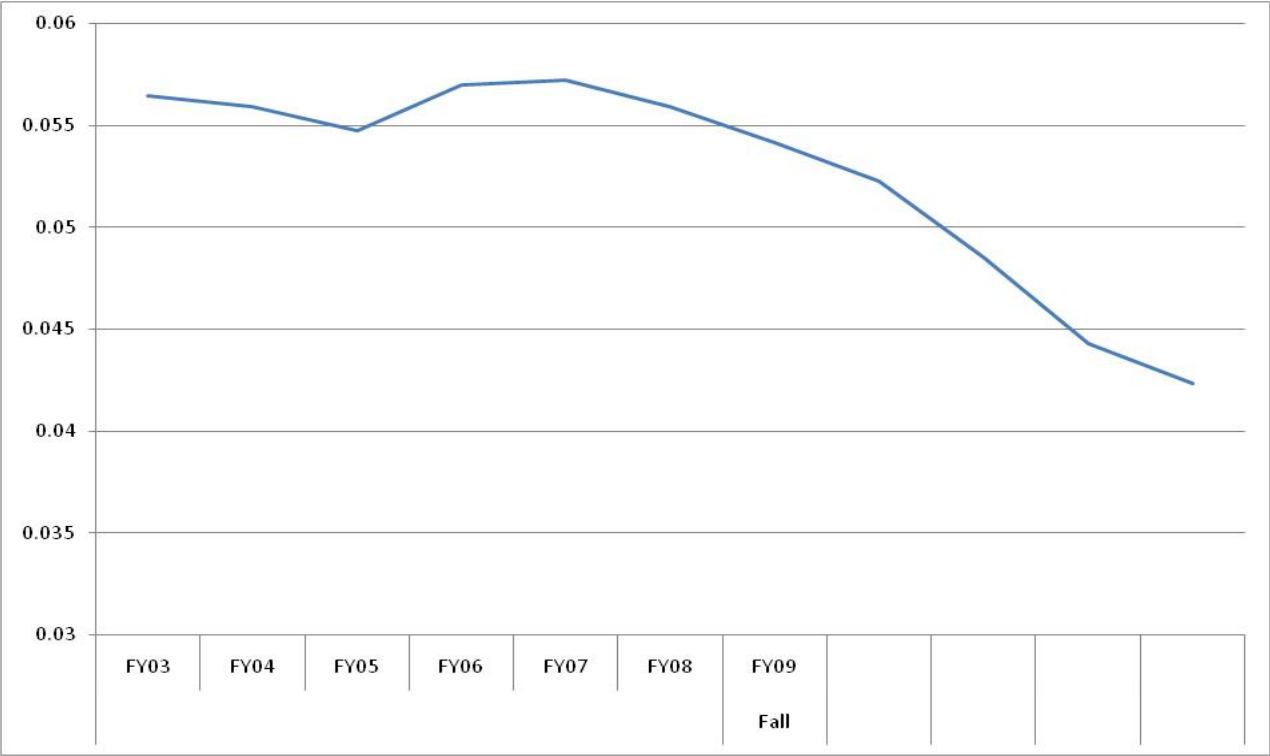
Staffing Updates

- Kathleen Allspaw, Research Associate (UCASE)
- Shanna Stuckey, Project Coordinator (CUME)
- 6 Graduate Assistants
- 14 graduate and undergraduate students

Undergraduate Credit Hour Trends



Trend Line for IUB School Share of Undergraduate Credit Hours



School of Education Budget: Fiscal Year 2009

State Appropriation	11,257,648
Tuition and Fees	30,253,412
Indirect Cost Recover	1,005,500
Other Income	547,850
Assessments	(15,961,506)
Total	27,102,904
Compensation	22,603,858
Financial Aid	3,443,595
General Supplies & Expenses	1,185,558
Travel	275,483
Transfers Out	1,102,355
Total	28,610,849
Deficit	(1,507,945)

Graduate Program Data by Student Status

Student Status	2004-05	2004-05	2005-06	2006-07	2007-08
Applications	1123	1150	1000	1009	939
Admissions	544	645	544	507	535
Newly Enrolled *	322	327	348	329	383
Graduated	352	380	427	332	363

**Includes students who applied and were admitted any time during the previous two academic years.*

Graduate Program Data by Degree & Student Status

Degree & Status	2003-04	2004-05	2005-06	2006-07	2007-08
MSED applied	567	607	554	564	522
admitted	306	432	353	315	335
newly enrolled	198	196	231	215	261
EdS applied	87	84	73	80	69
admitted	14	36	14	28	26
newly enrolled	4	30	17	15	14
EdD applied	32	61	32	16	30
admitted	20	30	18	11	25
newly enrolled	7	3	10	12	25
PhD applied	437	398	341	349	318
admitted	204	147	159	153	145
newly enrolled	113	98	90	87	82

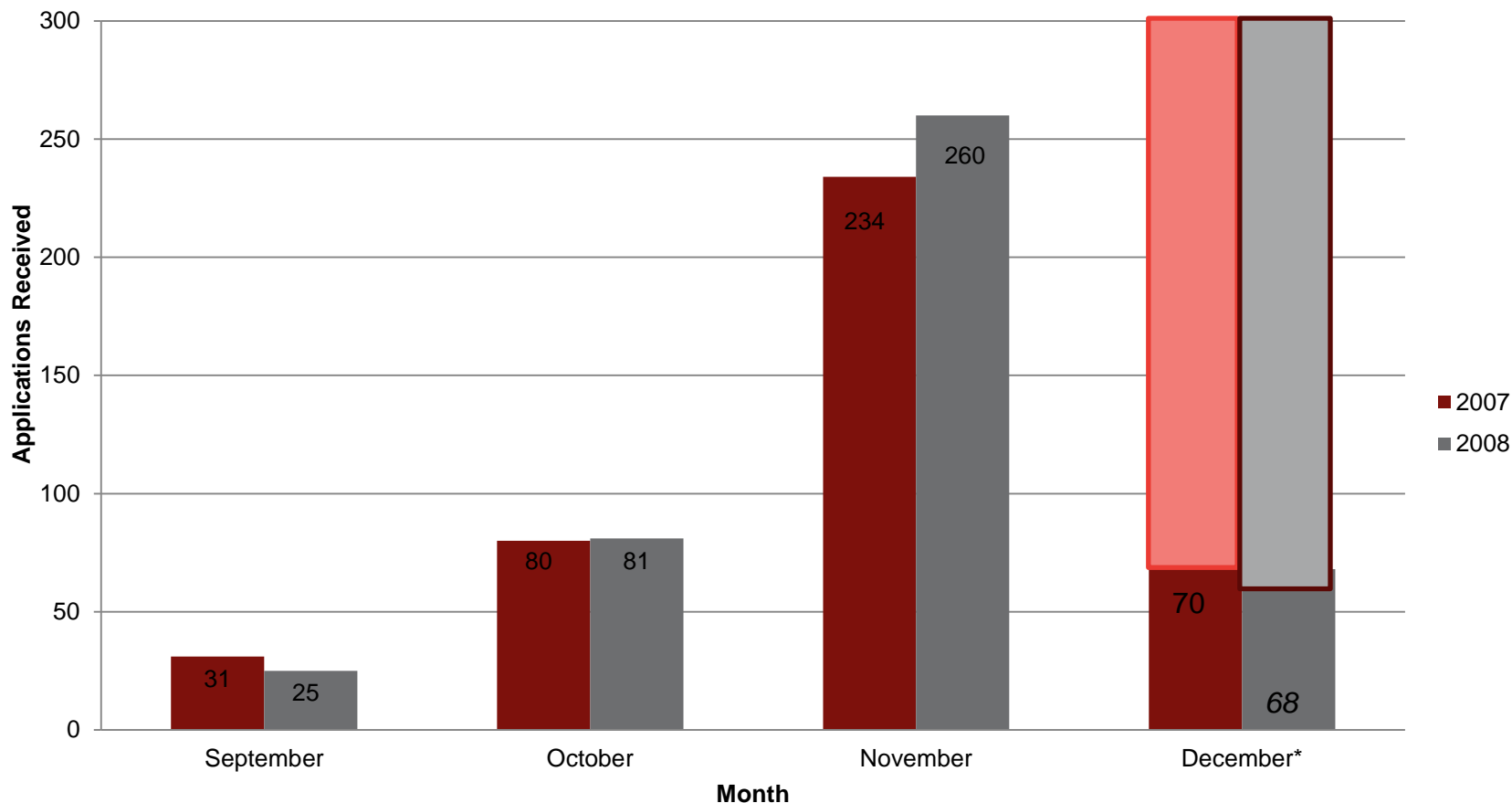
Graduate Program Data by Degree Awarded

Degree Awarded	2003-04	2004-05	2005-06	2006-07	2007-08
MSED	236	263	288	273	272
EdS	21	30	39	31	31
EdD	12	13	16	9	10
PhD	83	74	84	58	80

Graduate Applications Received

Where are we compared to last year?

* reflects data from Dec 1st through Dec 9th



Update on IRB

- As of November 25th the IRB had 58 SOE (out of about 250) studies pending approval (all Expedited or Exempt)
 - 22 Intake – Complete
 - 8 On Hold per PI Request
 - 7 Completed by Screener
 - 17 In Progress by Screener
 - 4 Reassigned to a new Screener
- Process has improved but still more complex and slower than previous years
- More permanent staff are being hired but allow at LEAST 4 weeks for approval

Grants and Contracts FY08

- Six R&D Centers(CPR, CAFS, CRLT, CEEP,CSSIE, P-16) all but P-16 housed in Eigenmann
 - 132 funded projects
 - Over \$19 million in external funds
 - 111 faculty involved (some in more than one project)
 - 30 full-time professional and support staff
 - 70 GA's and RA's
 - 69 hourly workers

Grants and Contracts FY09

➤ Goals

- Increase the Indirect Cost recovery from Grants and Contracts (FY08 yield about \$1.2 million - only about 10% of Total Grants and Contract expenditures)
- Increase “Buy-out” of faculty time during the academic year (FY08 only about \$0.5 million)
- Dean’s office and Center Directors are discussing various ideas to increase both of these.

Matching the Promise Campaign

Campaign Summary

Timeline: July 1, 2003 – June 30,
2010

SoE Goal → \$10,000,000

Total Raised as of 12/09/08 →
\$9,906,00

% of Goal → 99%

Analysis of All Campaign Gifts

Current Gifts = \$4.4 M (44%)

Estate Gifts = \$ 5.5 M (56%)

Total = \$9.9M

Gift Ranges (\$9.9 M)

$< \$25,000 \rightarrow 31,000+ \text{ gifts} = \2.4M

$\geq \$25,000 \rightarrow 39 \text{ gifts} = \7.5M

Analysis of Gifts \geq \$25,000

Number of Gifts \rightarrow 39

Average Gift \rightarrow \$200,000

Avg Age of Donors \rightarrow 73

Gifts \geq \$25,000 by Designation

	UG Scholars hip	Grad Fellowsh ip	Special Projects	Unrestric ted
CEP		1	3	
C&I	4	2		
ELPS		3	1	
IST		3		
LE		2		
TE	14			
T to T		2		
GSO				1
SoE Gen'rl			1	2
TOTAL	19	13	5	3

Scholarship/Fellowship Gifts Eligible for University Match

- Total Gift receipts qualifying for match - \$2.7M
- Designation of gifts qualifying for match - 8 scholarships and 7 fellowships
- Expected annual dollars as a result of the match (in perpetuity) - \$117,750

National Comparison (includes non-governmental grants)

Fundraising = \$9.9 M

Non-governmental grants = \$18.3 M

SoE Total to Date = \$28.2M

NCATE UPDATE

OVERVIEW

- Program Reviews
Pre-requisite to NCATE Visit
- Institutional Report
- Complementary Requirements
- Spring 2010 Visit

PROGRAM REVIEWS

Bloomington

- 21 programs submitted 07-08
 - 9 state reviews; 5 approved
 - 12 professional assoc. reviews; 6 approved, 2 under review
 - 8 approved with conditions; to be addressed in 2009

IUPUI/IUPUC

- 12 programs submitted 07-08
 - 2 state reviews; approved with conditions
 - 10 professional assoc. reviews (Sept. 2008)
results will be posted end of year

INSTITUTIONAL REPORT STANDARDS

- ONE Candidate Knowledge, Skills and Dispositions
- TWO Assessment System/Unit Evaluation
- THREE Field Experiences and Clinical Practice
- FOUR Diversity
- FIVE Faculty Qualifications, Performance, Development
- SIX Unit Governance and Resources

INSTITUTIONAL REPORT REQUIRED DATA

- Education Faculty and Graduate Assistants
- Programs and Review Status (Initial/Advanced)
- Praxis II Data (Initial and Other School Professionals)
- Unit Assessment System: Transition Point Assessments (Initial/Advanced)
- Field Experiences/Clinical Practice by Program
- Faculty Demographics
- Candidate Demographics
- Clinical Practice Sites Demographics
- Faculty Qualification Summary

INSTITUTIONAL REPORT FACULTY MANAGEMENT

- Faculty Accreditation Leadership Committee
- Writing Teams for each Standard
- Plan to have Standard Drafts prepared by end of spring 2009 semester

COMPLEMENTARY REQUIREMENTS

- Improved Web Presence
- Faculty Profiles on Web
- Work on Program Assessment Rubrics