




INDIANA UNIVERSITY

SCHOOL OF EDUCATION

**Office of Education Technology Services
Bloomington**



iRubric

**Students: How to access your
graded rubrics**

September 29, 2009

Introduction

iRubric is a comprehensive rubric development, assessment, and sharing tool provided by a third-party vendor called Rcampus. It is integrated into Oncourse CL within the Gradebook function. ETS is working with the Office of Student Teaching and the UITS Oncourse team to implement the integration. For Fall 2009 semester, iRubric is limited to the School of Education students and faculty.

Please contact ETS (ets@indiana.edu) or the Instructional Consulting group (ic@indiana.edu) if you have any questions or comments about this software.

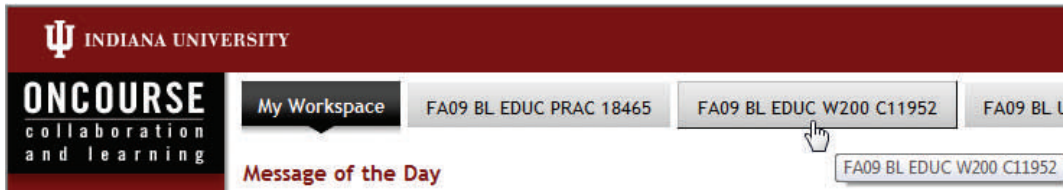
Regards,

ETS Staff

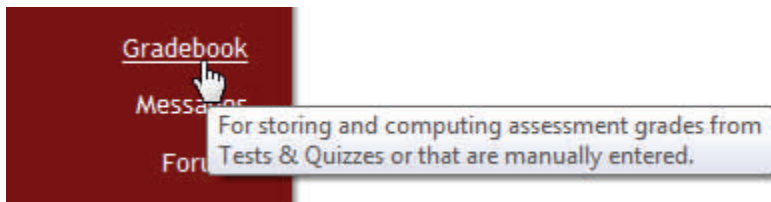
1 Log in to Oncourse



2. Choose the course for which you want to view a rubric.








2. Click gradebook on the left menu.



3. Click the iRubric icon to view

Gradebook Items

<u>Title</u>	<u>Item Type</u>	<u>Due Date</u> ▲	<u>View iRubric</u>	<u>Grade*</u>
iRubric: test 1 points	Points	Aug 20, 2009	  View iRubric	100.0/100
iRubric: test 2 non-calculating	Non-calculating	Aug 21, 2009	  View iRubric	(85.0)
iRubric: test 3	Points	Aug 30, 2009		100.0/100